

Imports (European)

Alfa-Romeo
12 Cyl.

AR12179



Round

AR12179 1.25" | Flat 12 Formula 1
(Qty. 6 Required) V12 3.0L GT cars
Late 70's & Early 80's

**BMW
M10**

BMW4230xx

Round

BMW423021 1.50" | M10

Image Not Available

**BWM
M20**



BMW6231xx



Round

BMW623120 1.38" | M20
BMW623121 1.50"
BMW623122 1.63" | (Qty. 2 Required)

**BMW
M42-M44**



M50-S50
M52-S52
M54



BMW4232xx



Oval

BMW423241-I 1.50" | M42 & M44
BMW423242-I 1.63"



BMW423241-2 1.50"
BMW423242-2 1.63"



BMW423241 1.50"
BMW423242 1.63"

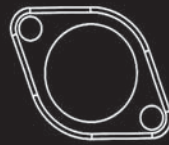
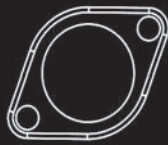
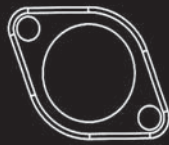
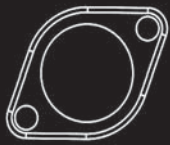
BWM6233xx



Oval

BMW623341 1.50" | M50 & S50
BMW623342 1.63" | M52 & S52
M54

Imports (European)



Ferrari Lampredi V12


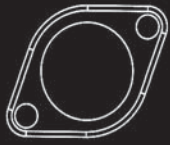
1955-1966 Lampredi
410 Superamerica
500 Superfast

FE1229821-1 1.50"
(Qty. 12 Required)

Round



FE1229821-1



Ferrari Colombo V12

1966-1976 4.4L Colombo
365 & Daytona

FE1229821-1 1.50"
(Qty. 4 Required)

Round



FE1229821-1

FE1229821-2 1.50"
(Qty. 4 Required)

Round



FE1229821-2




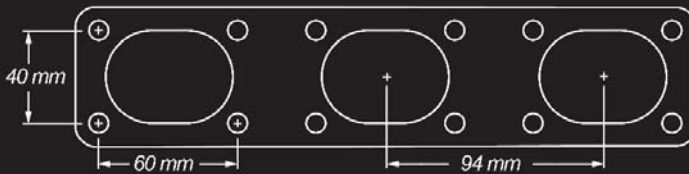
Lamborghini V12 3.5

LAM1218021 1.50"
(Qty. 6 Required)

Round



LAM12180xx



Maserati 3500 GT

1957-1964 3.5L Straight 6

1957-1961 Tipo 60 & 61
Use Qty. 4 MAS629144-1


MAS629144-1 1.88"

Oval



MAS626144-x

MAS626144-2 1.88"

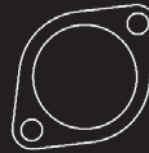
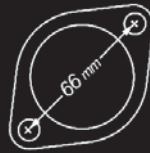


MAS626144-3 1.88"



Imports (European)

Porsche
Air Cooled
1964-1998



PO6171xx



Round

PO617121-I	1.50"
PO617122-I	1.63"
PO617123-I	1.75"

Air Cooled Opposed 6 cyl.
911, 914/6, 930, 964, & 993

Porsche
Early Water Cooled
1998-2008



PO6173xx



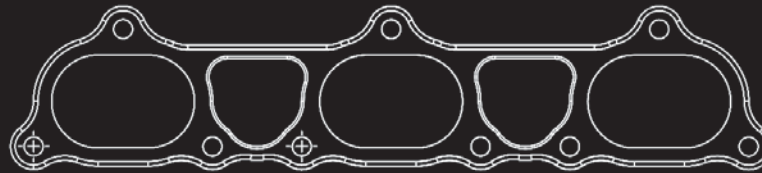
Oval

PO617342	1.63"
PO617343	1.75"
PO617344	1.88"

1997-2008 Boxster, Cayman
(986-987)

1999-2008 911
(996-997.1) *except GT2 GT3 & Turbo*

Porsche
GT2 GT3 & Turbo



PO6175xx



Add *I* for Individual flanges

Oval

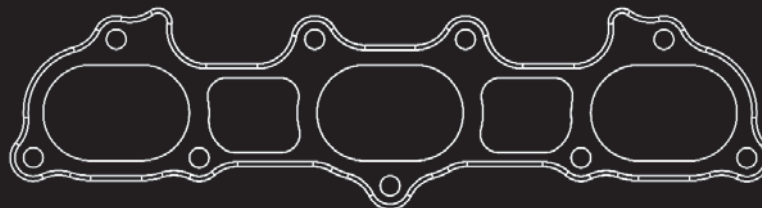


PO617544	1.88"
PO617545	2.00"
PO617546	2.13"

1999-2009 911 Turbo
(996 - 997.1)

1999 & Up GT-2, GT-3
(996 - 997.1 - 997.2)

Porsche
Direct Injected
987 - 997.2



PO6176xx



Oval

PO617644	1.88"
PO617645	2.00"
PO617646	2.13"

2009 & Up Boxster, Cayman (987)
2009 & Up 911 (997.2)

2010 & Up 911 Turbo (997.2)

(GT2 & GT3 see PO61754x)

For Individual flanges
Add "C" for Center (2 required)
& "E" for Ends (4 required)

Volkswagen Air Cooled Opposed 4

F1xx-2VWCNC



Round

F125-2VWCNC	1.25"
F138-2VWCNC	1.38"
F150-2VWCNC	1.50"
F163-2VWCNC	1.63"

Air Cooled Opposed 4 cyl.

Global Engines



Ford / Mazda
Duratec

Standard Ports | F414323 1.75"
F414324 1.88"
F414325 2.00"

Round



F4143xx

Port in flange angled to match
exhaust port in 2.3L head. | F414353 1.75"
F414354 1.88"
F414355 2.00"

**Round
Angled
up 20°**



General Motors
Ecotech

Oval port in flange measures
1.060" H x 1.650" W | C415772 1.63"
C415773 1.75"
Counterbored to primary tube size

**Counter-
bored**



C4157xx

Thru Ports | C415751 1.50"
C415752 1.63"
C415753 1.75"

Oval



Volvo
B5 / T5



V5270xx

Volvo B5 / T5 5 cyl.
1994 - Present 2.3 - 2.5 liter
B5234 | V527042 1.63"
B5244 | V527043 1.75"
B5254 | V527073 1.75"


**Counter-
bored**

Oval


Ford Duratec 2.5 5 cyl.
Focus & Mondeo (UK & AU)

Import

Honda B-Series

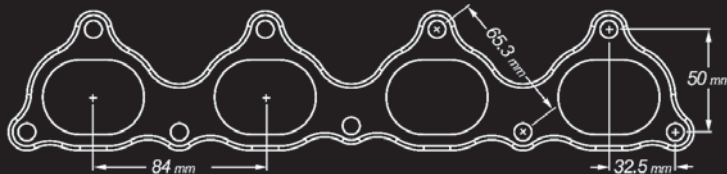


H4204xx



Round	H420423	1.75"	1988-2001 Integra, Civic Si, Del Sol, CR-V & Prelude
	H420424	1.88"	
Oval	H420442	1.63"	
	H420443	1.75"	
	H420444	1.88"	

Honda D-Series

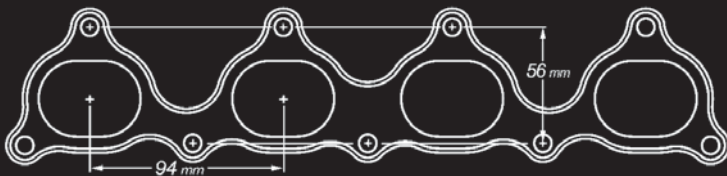


H4206xx



Oval	H420642	1.63"	1984-2000 Civic & CRX
	H420643	1.75"	

Honda H-Series



H4208xx



Oval	H420842	1.63"	1992-2001 Prelude & Accord
	H420843	1.75"	
	H420844	1.88"	

Honda K-Series



H4215xx



Round	H421524	1.88"	2001-Present RSX & TSX Civic
	H421525	2.00"	
Oval	H421543	1.75"	
	H421544	1.88"	
	H421545	2.00"	

Honda F-Series



H4220xx



Round	H422024	1.88"	2000-2009 S2000
	H422025	2.00"	
Oval	H422043	1.75"	
	H422044	1.88"	
	H422045	2.00"	

Import



Mitsubishi
4G63
DOHC 16 Valve

1984-Present 4G61 - 4G63 | MIT426444 1.88" **Oval**
MIT426445 2.00"
MIT426446 2.13"



Mitsubishi
6G72
V6 24 Valve

1987-Present 6G72 | MIT626343 1.75" **Oval**
MIT626344 1.88"
MIT626345 2.00"



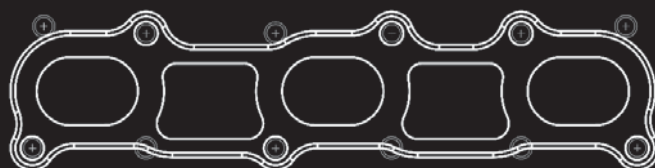
Nissan
SR20DE

1987-Present SR16 - SR20 | N428042 1.63" **Oval**
N428043 1.75"
N428044 1.88"



Nissan
KA24DE
2.4L 16 Valve

1991-2004 KA24DE & DET | N428153 1.75" **Round**
N428154 1.88"



Nissan
VQ30-35-37-40

1996-Present VQ **Drivers Side** | N628242D 1.63" **Oval**
N628243D 1.75"
N628244D 1.88"



1996-Present VQ **Passenger Side** | N628242P 1.63" **Oval**
N628243P 1.75"
N628244P 1.88"



Import

Subaru
EJ15 - EJ25



SU42900x2



Round	SU4290022	1.63"	1989-Present EJ Engines 1.5L - 2.5L SOHC & DOHC
	SU4290032	1.75"	
	SU4290042	1.88"	

Subaru EZ30 - EZ36 3 Port Flange

SU6289xx

Round	SU628920	1.38"	2004-Present Outback & Forester 2006-Present Tribeca
	SU628921	1.50"	

Toyota
2TC / 3TC

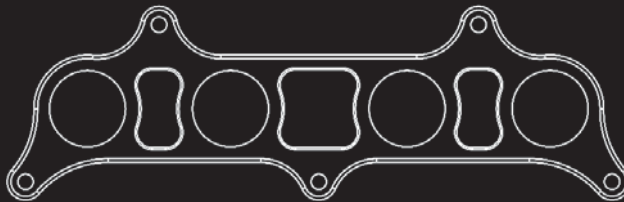


T4241xx



Square	T424111	1.50"	1970-1985 Celica, Corona, Corolla
	T424112	1.63"	
	T424113	1.75"	

Toyota/Scion
2AZ-FE & 1AZ-FE



T4244xx



Round	T424422	1.63"	00-up 2.0L & 2.4L DOHC Camry, Corolla, Highlander, Matrix Scion tC, xB & Pontiac Vibe
	T424423	1.75"	
	T424424	1.88"	

Toyota / Lexus
2JZGE (Non Turbo)



T6246xx



Round	T624621	1.50"	1993-97 Supra (Non Turbo) 1993-97 SC300 1993-2004 GS300 2001-2005 IS300
	T624622	1.63"	
	T624623	1.75"	

T6246xxL



T624621L	1.50"
T624622L	1.63"
T624623L	1.75"

T6246xxR



T624621R	1.50"
T624622R	1.63"
T624623R	1.75"

Toyota/Lexus
UZ-FE V8



T8240xx



Round	T824023	1.75"	98-00 1UZ-FE 4.0L 01-up 2UZ-FE 4.7L 01-up 3UZ-FE 4.3L
	T824024	1.88"	
	T824025	2.00"	